

New User Login

Once you have been registered on the site, you will receive a welcome email containing your Username. This email will instruct you to go to the ETD homepage, then click the "Forgot/Change Password" link to setup your password using your Username. (Your username is your Bates email address)


Please ensure to check your junk/spam folder in case the email has been sent there

Click the login icon at the top right-hand corner of the ETD homepage page.



Then click the **[Forgot/Change your password](#)** link on the following.

Cancel



Sign in with your username

Username

Password



[Forgot/Change your password?](#)

[Sign in](#)

[Forgot your username?](#)

Then enter your Username and click **Continue** on the following page.

Cancel

Username



Username

Continue

Then verify your email address and click **Send verification code** on the following page to receive your verification code via email.

Please ensure to check your junk/spam folder in case the email has been sent there

Cancel

Verification required. Please click Send Verification Code button.



Verified Email Address

f*****@bates.edu

Send verification code

Enter your verification code, then click **Verify code** on the following page.

Cancel

Verification code has been sent to your inbox. Please copy it to the input box below.

Verified Email Address

f*****@bates.edu

Verification code

Verification code

Verify code Send new code

The following page is displayed if you've entered the correct verification code. Now click to **Continue**.



E-mail address verified. You can now continue.

Verified Email Address

The following page will be displayed to allow you enter and confirm your new password. Then click **Continue** to proceed to the ETD homepage.

The image shows the logos for 'enterprise' and 'National' side-by-side. The 'enterprise' logo is in white text on a black background, and the 'National' logo is in white text on a green background. To the right of the logos, the word 'Cancel' is written in a small, light gray font.

New Password


Confirm New Password

Your ETD user account is now setup and ready for use.

How do I find my ETD login Username and/or reset my password?

You can use the following links shown on ETD login page if you have forgotten your Username and/or need to reset your forgotten password.

Cancel



Sign in with your username

Username

Password

[Forgot/Change your password?](#)

[Sign in](#)

[Forgot your username?](#)

- **Forgot/Change your Password**
 - You will be asked for your Username. From here you will be prompted to receive a verification code via email. Upon confirming, you will be able to change your password.
- **Forgot your Username**
 - You will be asked for your email address, and you will be emailed your Username for any accounts that you hold on the system.