

Course Reserves Guide

Course Reserves are textbooks and media made available by the library, to provide equal access for all students. Ladd Library reserves all required course materials for every course offered at Bates.

How to search for reserve items



Course Reserves

Your required course materials.

Research Guides

Librarian-curated guides with recommended resources.

Databases

General and specialized databases, like [JSTOR](#), [PsycInfo](#), and more.

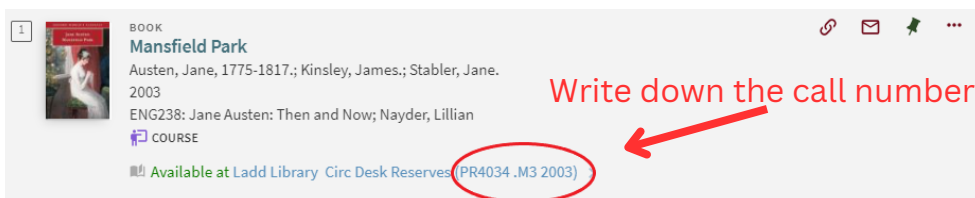
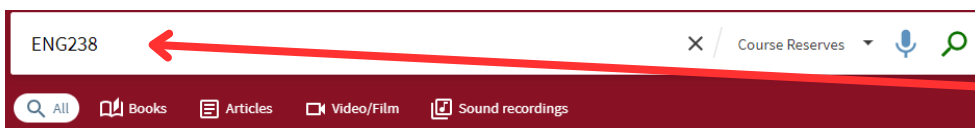
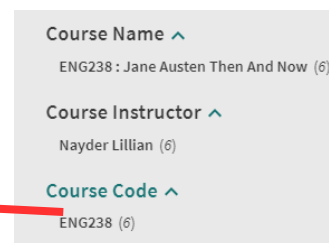
Journals by Title

Journals, magazines, and newspapers by title.

There are two ways to search for course reserves from the Library Homepage:

- Select "Course Reserves" from the drop down menu -or-
- Click the "Course Reserves" link under the search box

Search by course name, course code, or instructor



Your search will produce a list of materials on reserve for your class. Write down the **call number** for the item and **bring it to the circulation desk with your Bates ID**

Physical reserves like textbooks are available at the library Circulation Desk. Use textbooks for up to two hours inside or outside the library.

Physical audio and video reserves are available at the Audio/Video Desk on the ground floor. Use AV resources for up to four hours within the library.

E-Book reserves are available online, anytime through the library catalog or found linked alongside physical reserves within the course record (look for the eBook logo or e-resource tag).

Streaming video reserves are available within the reserve record, Lyceum, and/or streaming platforms like Kanopy and Kaltura. Access digital reserves online anywhere and anytime.