

HOUSING SELECTION

25-26!



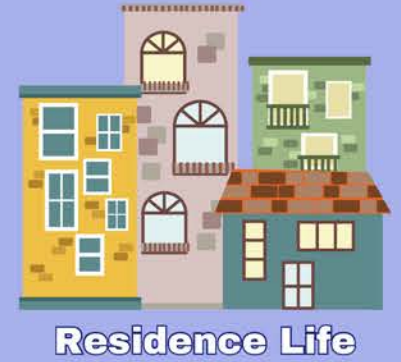
Residence Life

A Guide To Housing Selection



*So easy, a bobcat
can do it!*

Goals for Today's Session



- UNDERSTAND THE HOUSING SELECTION PROCESS
- ANSWER YOUR QUESTIONS
- SHARE WHAT'S NEW THIS YEAR



The Selection Process



Spring Housing Selection is the process for current students to select housing for the upcoming academic year in the HouseCat Portal.

1

**Submit
Application
on HouseCat**

2

**Form
Roommate
Group
(optional)**

3

**Wait For
Your
Timeslot**

4

**Select
Your
Housing**

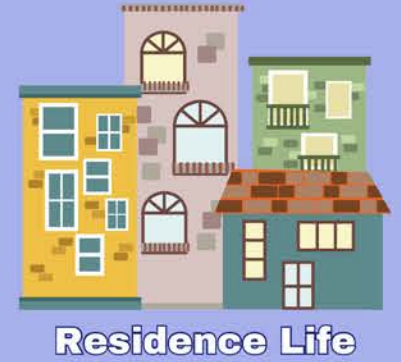
Timeline & Deadlines



Residence Life

Seniors		Juniors		Sophomores	
Senior Applications Due	Monday March 10	Junior Applications Due	Monday March 24	Sophomore Applications Due	Wednesday April 2
Senior Timeslots Released	Tuesday March 11	Junior Timeslots Released	Tuesday March 25	Sophomore Timeslots Released	Friday April 4
Senior Selection Begins	Wednesday March 12	Junior Selection Begins	Wednesday March 26	Sophomore Selection Begins	Saturday April 5
Senior Selection Ends	Thursday March 13	Junior Selection Ends	Thursday March 27	Sophomore Selection Ends	Monday April 7

What's New This Year?



Students can now change groups during Selection

Selection rounds will be longer and go into the next day

No More Groups of 8, Smith will be selected as doubles


A new availability website that will show what is available in real time!



What does that mean for you?




Students can now change groups during Selection




Be prepared to log into the portal on selection nights

Selection rounds will be longer and go into the next day




Be prepared with back up plans prior to selection night

No More Groups of 8, Smith will be selected as doubles



Be prepared to communicate with friends to coordinate living near each other

A new availability website that will show what is available in real time!



Be prepared with back up plans prior to selection night

What does that mean for you?



Students Can Now Change Groups
During Selection

Be prepared to log into the portal
on selection nights

Selection rounds will be ongoing
and go into the next day

Be prepared with back up plans
for to selection night

No More Groups of 8, Smith will
selected as d...les

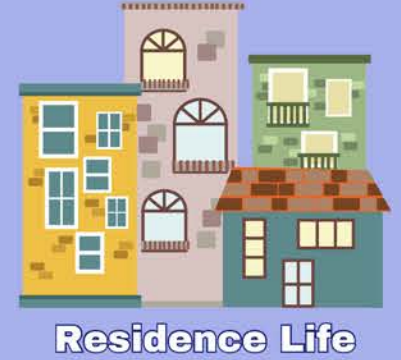
Be prepared to communicate with friends
to coordinate living near each other

A New Accessibility Website That Will
Show What Is Available In Real Time!

Be prepared with back up plans
prior to selection night

**Preprepare
ahead of time**

Step 1: Submit Application



THE APPLICATION CONSISTS OF:

- 1 HOUSING CONTRACT
- 2 OTHER AGREEMENTS
(Accommodations, Designated Communities, etc.)
- 3 PERSONAL DETAILS & PROFILE

Every student must submit an application by the due date for their respective class year in order to participate in that round of housing selection.



Residence Life

Lifestyle Questions

Describe your social style:

Low outgoing

I prefer to socialize:

Away from my room

I expect overnight guests:

Sometimes

I smoke:

No

Tolerate smoker as a roommate:

No

I typically wake up:

Before 6:00 am

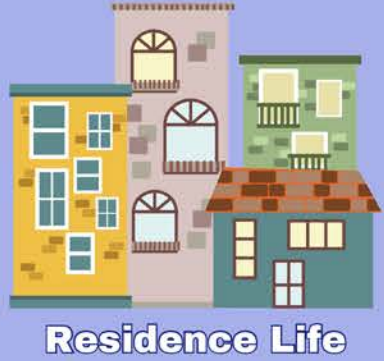
On weekdays, I go to bed:

After 2:00 am

You can update
this information
at any time!

PERSONAL DETAILS & PROFILE

Step 2: Form Roommate Group



- The group leader is an important person!
 - Add members, remove members, delete group, change the leader.
 - Selects housing on behalf of the entire group during the group's assigned timeslot.
- You will be able to make changes to your group during active selection.
- Mixed class year groups must be coordinated with the ResLife Office.

Tools for finding a roommate:

- Roommate Matching Event! March 4th, 8-9pm in Memorial Commons
- Reach out to your JA or CA, others in your social circles, clubs and orgs, or teams to see if they are looking for roommates or know others who are!
- [Roommate Matching Guide](#) on the website

Step 2: Deciding who to live with




- Friends don't always make great roommates, and that's okay!
- Think about where you want to live AND what you are likely to be able to select.
 - Take a look at the Stats from 2024 to get an idea of what is likely!
- Remember it's a year long commitment and selection is a binding decision, so really think through what is best for you.

Step 2: Conversations to have



- Talk about *HOW* you want to live, not just where you want to live
 - cleanliness, study habits in the room, having friends over, when you tend to go to bed and wake up, etc.
 - what your living space means to you
- Be honest with your friends in a kind way.
- It's okay to say 'no, thank you'!
- Reach out to ResLife, your JA/CA, your SSA, family, etc. for support figuring out how to talk to your friend.

Step 3: Wait For Your Timeslot



- When your assigned timeslot is active, your group leader will log into HouseCat, select the desired room and assign each bed for every person in their group.
- Timeslots will be emailed out when they are available.

Even though the group leader is the one who logs into the portal during your timeslot, be prepared at that time in case your group changes during selection!

Step 4: Select Housing!



When your assigned timeslot is active, your group leader will log into HouseCat, select the desired room and assign each bed for every person in their group.

Important Selection Info:

- **If you are not in a roommate group, you will select housing on your own at your assigned timeslot and choose from the available single rooms inventory.**
- **Your group will only be able to see rooms/suites where the number of beds exactly matches the number of students in the group.**
- **You will be able to make changes to your group during selection... SO be prepared to be in the portal on selection night to confirm changes, create a new group, etc.**
- **Similar to buying concert tickets, once you add to cart, you have a limited time to confirm**

Select a building!

New features:

- Additional building info
- Links to floor plans

Select a building below to get started! You can always change the filters to broaden your search or get more specific on the following pages.



96 Campus Ave

[Click Here for Building Floorplans](#)

96 Campus Ave Building Info:

- **Kitchen:** Full Kitchen
- **Single User Bathrooms:** Each Floor: Multiple
- **All Gender Bathrooms:** All single user bathrooms
- **A/C:** False
- **Elevator:** True

Select



Chase House

[Click Here for Building Floorplans](#)

Chase House Building Info:

- **Kitchen:** Partial: Fridge, Microwave, Sink
- **Single User Bathrooms:** Floors 1 & 3: One
- **All Gender Bathrooms:** All single user bathrooms
- **A/C:** False
- **Elevator:** False

Select



Cheney House: Designated Quiet

[Click Here for Building Floorplans](#)

Cheney House Building Info:

- **Kitchen:** Partial: Fridge, Microwave, Sink
- **Single User Bathrooms:** Floor 3: One
- **All Gender Bathrooms:** All single user bathrooms
- **A/C:** False
- **Elevator:** False

Select

Look for Rooms

New features:

- Additional room information on this page
- Search by room type, building, or building attributes
- Icons for building attributes
- Show Room Info!

Room Information: Some basic information is available on this screen for each room. Click 'Show Room Info' for much more info!

Filters: You can filter to see different room options based on the categories below. A key for the building attributes images is at the bottom of the page.

Add to Cart: Once you select a room or suite, all beds in that room/suite will be added to your cart automatically. Your group size must match the beds available in the room/suite exactly. The room you select will be held in your cart for 5 minutes. **Keep in mind** that others are also in the portal selecting rooms and that means **availability may change** as you are looking.

[Check current room availability here!](#)

Room Types

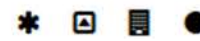
- 2 Room Double
- 3 Person Suite- Double
- 3 Person Suite- Single
- 3 Person Suite- Triple
- 4 Person Suite- Double

Locations

- 10 Frye Street
- 96 Campus Ave
- Adams Hall
- Chase House
- Cheney House: Designated Quiet



Chu 309



2

Sq Ft: 201


Flooring: Laminate

[Show Room Info](#)

Add To Cart



Chu 310



2

Sq Ft: 205

Flooring: Laminate

[Show Room Info](#)

Add To Cart



Chu 311



2

Sq Ft: 203

Flooring: Laminate

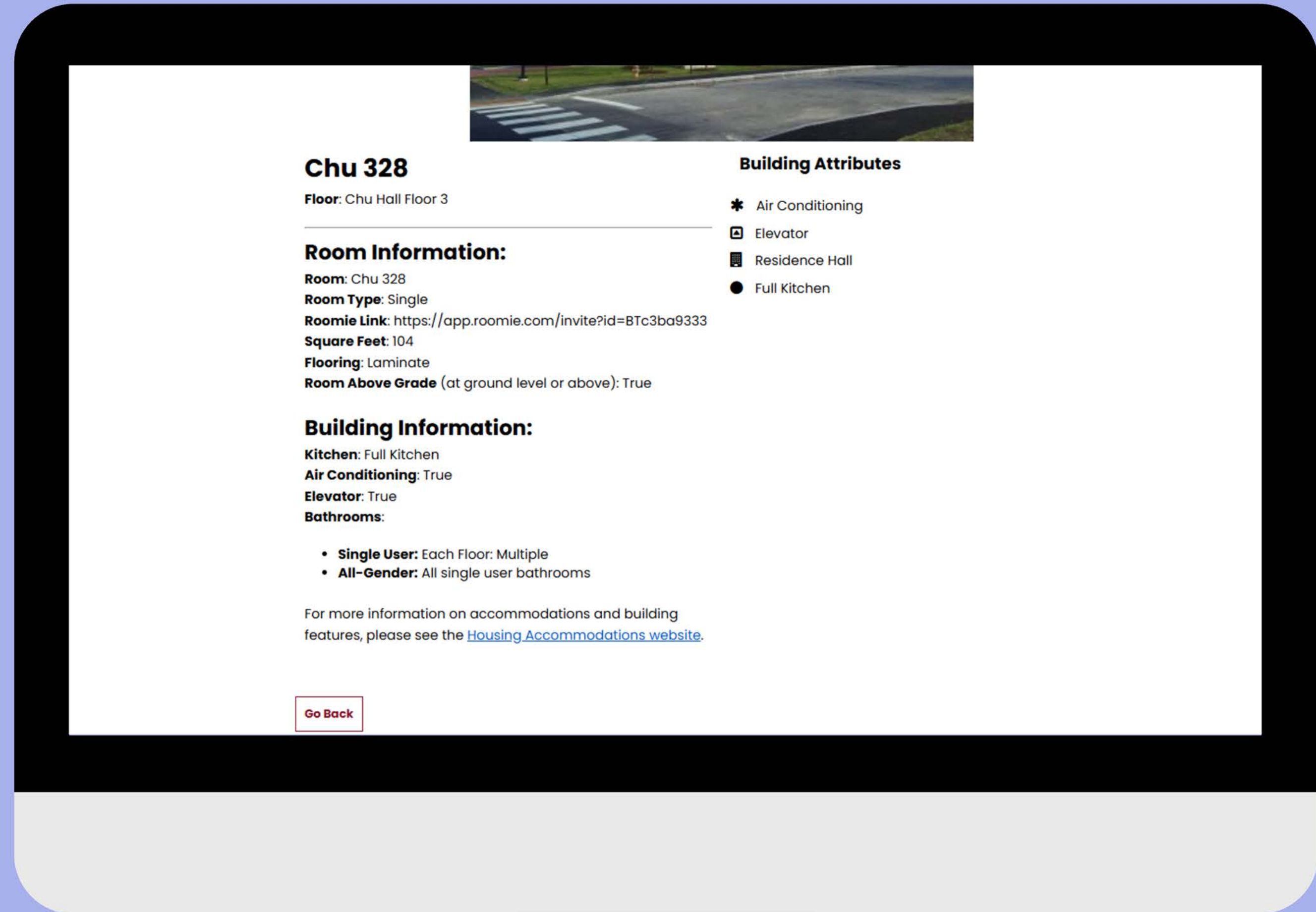
[Show Room Info](#)

Add To Cart

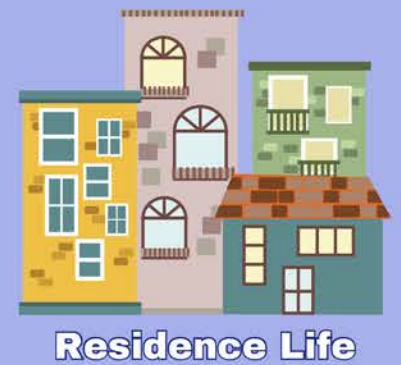
Look for Rooms

New features:

- So much more information about the room, building, and accommodations
- 3D room models now available ahead of time (Roomie links)



Availability Website



Selection Availability	Building	Room	Beds	Room Type Description
Available	10 Frye Street	10 Frye 105	10 Frye 105B-1	3 Person Suite- Triple
Available	10 Frye Street	10 Frye 105	10 Frye 105B-2	3 Person Suite- Triple
Available	10 Frye Street	10 Frye 105	10 Frye 105B-3	3 Person Suite- Triple
Available	10 Frye Street	10 Frye 107	10 Frye 107A-1	4 Person Suite- Double
Available	10 Frye Street	10 Frye 107	10 Frye 107A-2	4 Person Suite- Double
Available	10 Frye Street	10 Frye 107	10 Frye 107C-1	4 Person Suite- Single
Available	10 Frye Street	10 Frye 107	10 Frye 107D-1	4 Person Suite- Single
Available	10 Frye Street	10 Frye 202	10 Frye 202A-1	3 Person Suite- Single
Available	10 Frye Street	10 Frye 202	10 Frye 202C-1	3 Person Suite- Double
Available	10 Frye Street	10 Frye 202	10 Frye 202C-2	3 Person Suite- Double
Available	10 Frye Street	10 Frye 207	10 Frye 207C-1	4 Person Suite- Single
Available	10 Frye Street	10 Frye 207	10 Frye 207D-1	4 Person Suite- Double
Available	10 Frye Street	10 Frye 207	10 Frye 207D-2	4 Person Suite- Double
Available	10 Frye Street	10 Frye 207	10 Frye 207E-1	4 Person Suite- Single
Has Been Selected	10 Frye Street	10 Frye 302	10 Frye 302D-1	Double
Has Been Selected	10 Frye Street	10 Frye 302	10 Frye 302D-2	Double
Available	10 Frye Street	10 Frye 303	10 Frye 303A-1	3 Person Suite- Double
Available	10 Frye Street	10 Frye 303	10 Frye 303A-2	3 Person Suite- Double
Available	10 Frye Street	10 Frye 303	10 Frye 303E-1	3 Person Suite- Single
Has Been Selected	96 Campus Ave	96 Campus Ave 111	96 Campus Ave 111A-1	Single

New this year is the Housing Selection Availability website that will show each room, some of the room and building features, and whether or not it has been selected. This website will update every 10 minutes during active selection rounds and will update daily outside of that.

The Housing Website

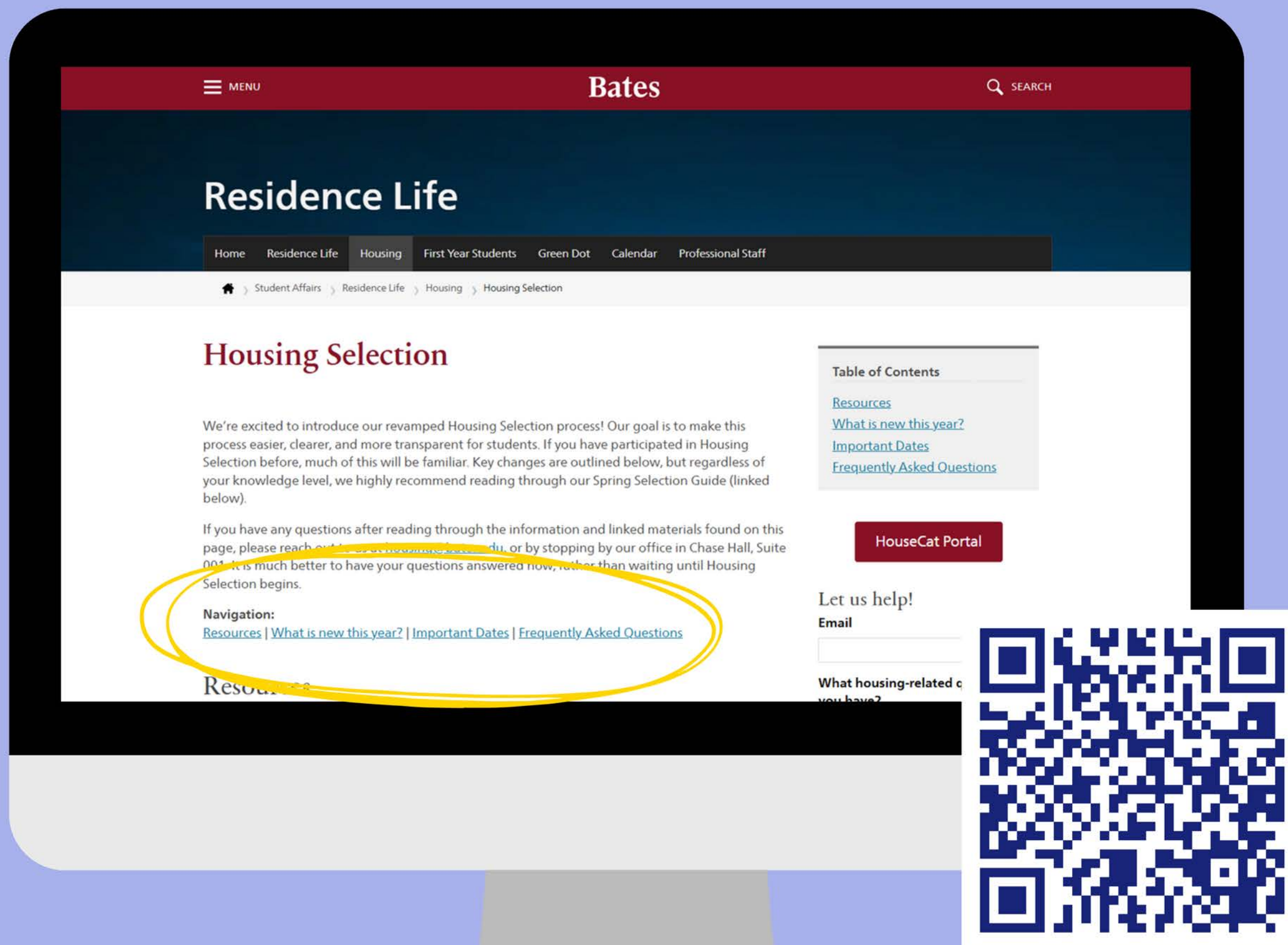


Residence Life

Browse our website for resources!

- Selection Guides
- Important Dates
- What's available?
- Building features + Info
- Previous Stats
- Video How Tos
- FAQs

Everything you need!



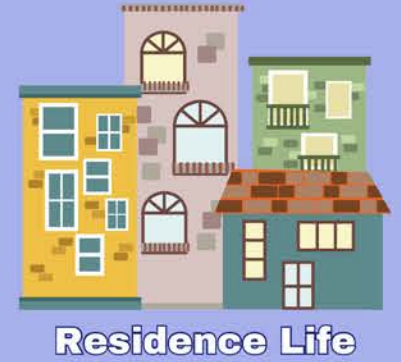
Key Takeaways



- **BE PREPARED** *(with back up options, to be on the portal during selection, etc.)*
- **HAVE HONEST CONVERSATIONS**
- **SO MANY NEW RESOURCES!**
- **WE ARE HERE FOR YOU**



Frequently Asked Questions



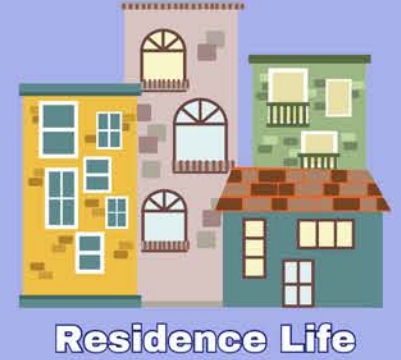
Can Housing give me a random roommate assignment?

- There is no random roommate assignment process. If you wish to live in a double, you must find a roommate, join a group, and verify your group prior to the application deadline. If you do not select a room in the housing selection process, you will be assigned housing during the Summer Placement process.

How long do I have to select a room once I am logged in?

- We want to provide each student with as much time to select their housing as possible. The time slot you are given is your **START** time. You can take as much time as you want, but please be advised other students will continue selecting as well. Once you add a room to your cart, you will have five minutes to confirm your selection before your cart resets (similar to buying concert tickets).

Frequently Asked Questions



If I do not make a group because I want a single, am I guaranteed a single?

- No, this is based on what is available during your timeslot and there are only so many single rooms on campus.

If I want to change my selection after the process is complete, can I do that?

- No, housing selection is binding meaning that once you have confirmed your selection on the HouseCat portal, you will not be able to change your housing.